



The lightweight, compact and reliable AOD AL-I series LED Industrial Light is made by connecting the LED light source and the bracket mechanically. It is can be installed in various ways with the adjustable installation angle.



High brightness LED lamp which efficacy is up to 130lm/W is adopted to make AOD LED Industrial Light. The usage of first silicone lens and tempered glass has solved the problem of light loss and chromatic aberration caused by using second lens. The unique eutectic bounding of AOD LED industrial Light

assures perfect LED thermal management from chip to external heating sinking mechanisms, the junction temperature is lower than 65°C, effectively controlling the light decay and prolonging the lifetime more than 50,000 hrs. The unique LED lamp protection technology assures the whole light in case single LED lamp is broken.

The high reliable and intelligent driver with high power efficiency and professional heat sink design technology assures the working temperature of the electronic components is not higher than 60°C, life time is more than 50, 000 hrs. The wide-range power supply voltage assures the universality of driver. The proprietary technology of constant current control enhances the reliability and stability of resistance. Meanwhile, such electronic driver design also provides several flexible and advanced control functions such as timer control, temperature control, photo sensor control, acoustic sensor control and internet control etc.

With excellent illumination, AOD LED industrial light can completely replace the existing energy-saving lamp, Mercury lamp, High-pressure Sodium lamp and Metal Halide Lamp etc. adopted in factories and mine shafts. They are applicable for illumination of workshops, factories, supermarkets, stations and waiting rooms etc.

**Integral LED Industrial Light Power Series**

Part No.	Rated Wattage	Working Voltage	Working Frequency	Weight	Case Model
AL-I05H	50W	AC 110/220V	50/60Hz	5.7kg	T2-220
AL-I08H	80W	AC 110/220V	50/60Hz	5.7kg	T2-220
AL-I10H	100W	AC 110/220V	50/60Hz	7.3kg	T2-330
AL-I13H	130W	AC 110/220V	50/60Hz	7.3kg	T2-330
AL-I15H	150W	AC 110/220V	50/60Hz	9.2kg	T2-440

**Note:** Besides above power series, custom-made products are available also.

For more product details, please visit us at: [www.aodevices.com](http://www.aodevices.com)



AL-108H-C Parameters

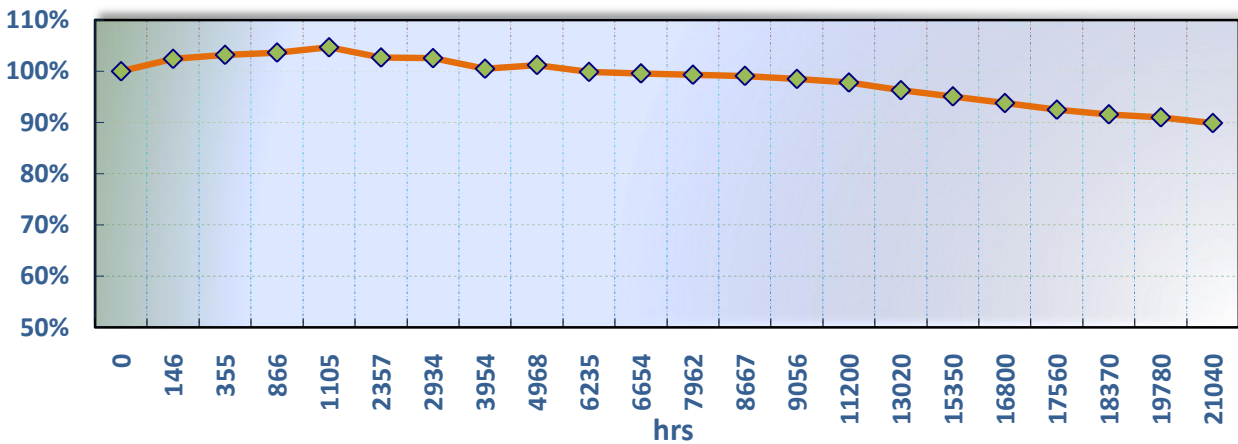
Item	Symbol	Min.	Typical	Max.	Conditions	Notes
Working Voltage (V)	Vin	90		264		
Working Frequency (Hz)	f	47		63		
Rated Wattage (W)	P	72	80	88	AC220V, 25°C	
Power Factor	PF	0.90	0.92	0.98	AC220V, 25°C	
Luminous Flux (lm)	Φ		8000			
Start Time (ms)				5000	AC220V, 25°C	
Color Temperature (K)	CCT	3500	-	6500		Optional <sup>1</sup>
Working Temperature (°C)	Temp	-20		45	AC220V	
Adaptive Humidity (%)	RH			90		
Lifetime (hrs)	MTTF		50000		AC220V, 25°C	Influenced by ambient conditions
Net Weight (kg)	weight		5.7			Net weight
IP Class	IP Class	IP64				Anti splash water

Note: AOD Standard Color Temperature:

3500±200K、4000±250K、4500±250K、5000±300K、5700±350K、6500±500K

Luminous Flux Maintenance Chart

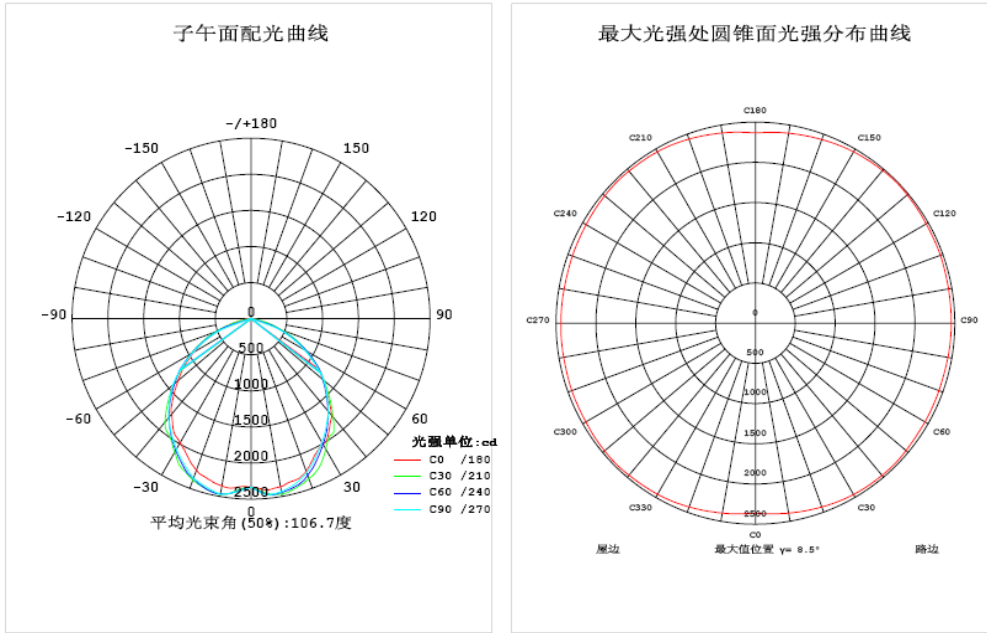
Actual Measured Luminous Flux Degration Chart



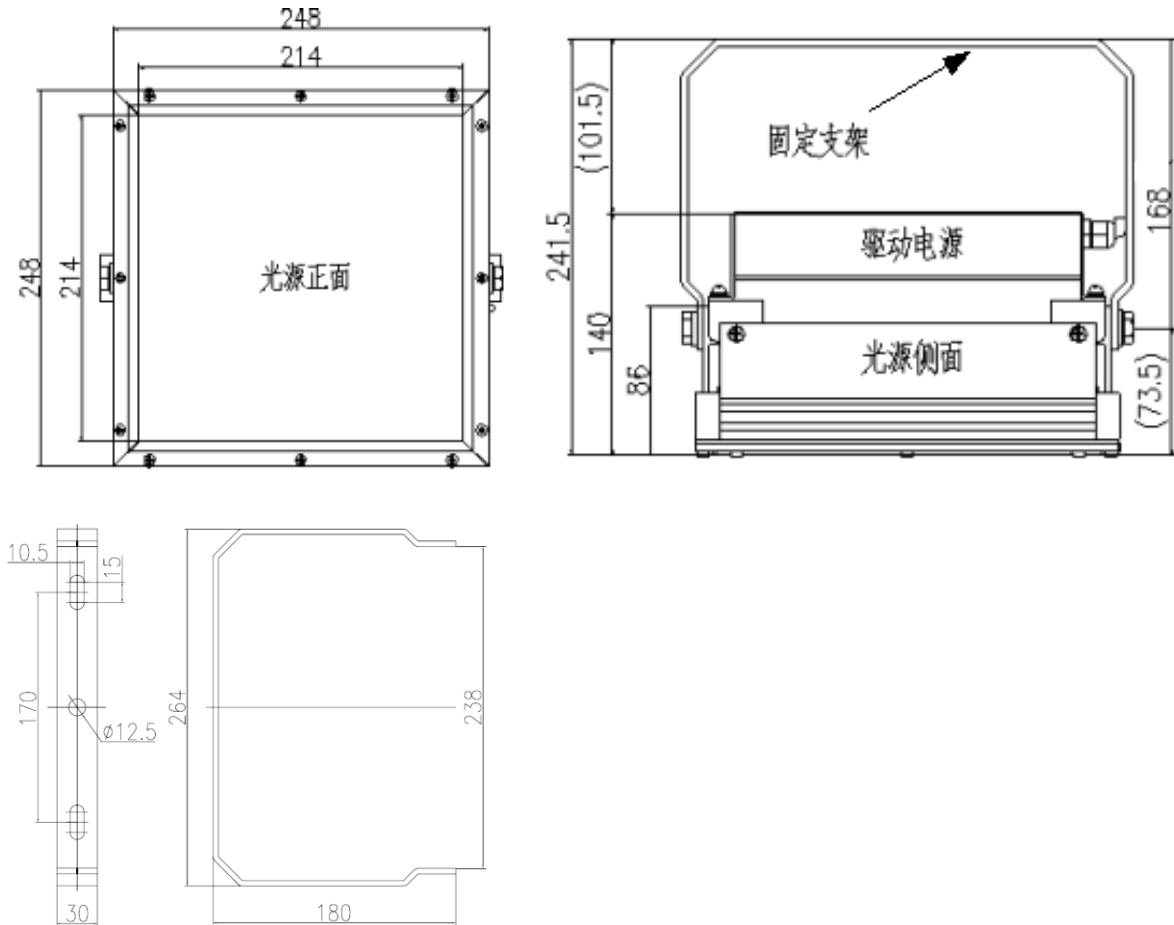
Note: This chart shows the actual testing data of AOD LED industrial lights in volume that exactly reflects luminous flux degradation of AOD LED industrial light in use. It is noticeable that natural environment conditions such as weather, temperature and so on can affect the light degradation for some degree in actual testing. We can see the maintaining luminous rate of our industrial lights is above 95% after working for 3 years without maintenance.



AL-108H-C Light Distribution Chart



AL-108H-C Structural Dimensions



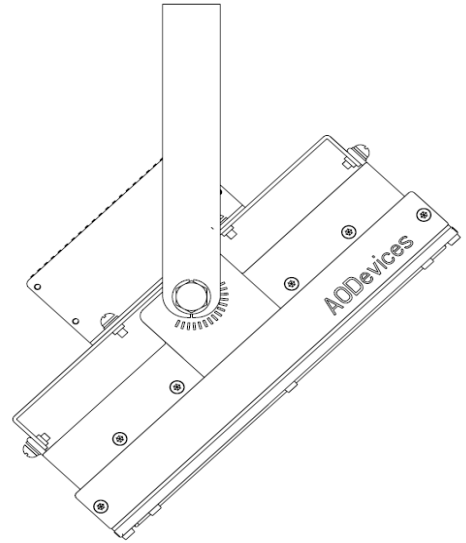
Case Model: T2-220



### Adjustment Illustration of Installation Angle

There are two dials on each side of AOD LED Industrial light with angle range from +70 degree to -70 degree. The installation and using angle can be adjusted by cooperating the dial and the director needle at the joint place where the bracket and ceiling light.

The bracket is fixed by two M10 bolts at the pointed position with torque 17Nm. Then, fasten the bolts to suitable position by using M12 hex bolts and spring pads to connect the light with the bracket. The angle is adjustable within the range to satisfy your need. After adjusting the light to the expected angle, tighten M12 hex bolts with torque 29Nm. The impact hammer and the fork wrench or adjustable wrench for M10, M12 should be prepared before the installation.



### Wiring Instruction

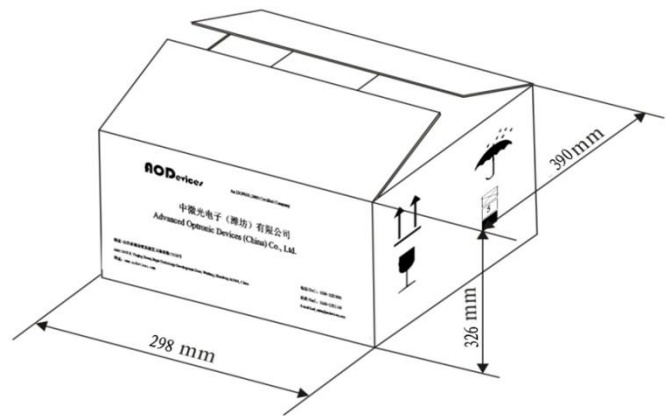
1. Tri-core shield sleeve wire with standard 60245 IEC57(YZW) 3\*1.0mm<sup>2</sup> and OD Φ8~10mm is adopted, the brown wire of which connects the live wire, the blue one connects the neutral wire and the yellow-green one connects the ground wire.
2. Insulation and waterproof treatment must be done at the joint of wires after the electrical connecting.
3. Assuring the LED industrial light works under the rated voltage, otherwise the non-restorable damage will be made once the supply voltage is beyond the working voltage range.

### Packing Information

The packing dimension is showed on the right.

AOD LOGO, company name (in Chinese and English version), address and contact information of Advanced Optronics Devices (China) Co., Ltd are printed on the carton as well as the marks of transportation and storage requirements.

Each carton contains two pieces of the said light printed on the carton surface, four M12 hex bolts and four spring pads, one product specification and one usage introduction. Please inspect the products whether it is in perfect order, and check whether the documents and accessories are completely ready when opening the package.







**Attention:**



1. The ground wire must be safely earthed to guarantee the reliability!
2. The joint of wires must be covered with insulating tape and be waterproof!
3. Screws must be installed firmly to avoid the light drifting!
4. The supply voltage must not be beyond AC90~264V.
5. The light is connected in “Z” shape. The light should be scrapped immediately if the external soft cables or soft wires damaged for they could not be replaced.

**Nameplate Diagram**

			
中微光电子		LED Industrial Light	
Part Number: AL-108H-C	IP64	Rating Voltage: AC90~264V 50/60Hz	PF: 0.95
Rating Current: 0.36A@AC220V	CCT: 4000K	Rating Power: 80W	Luminous Flux: 7600lm
Advanced Optronics Devices (China) Co.,Ltd Tel: +86-536-2221111			

**After-sale service**

If you have any questions or problems in the process of unpacking, installation and use, please contact our Customer Service Department. We will respond within 2 hours, and if necessary, we will promptly send our maintenance professionals to reach your site as quickly as possible to solve your trouble and restore to the normal working condition.

AOD takes guarantee responsibility unless otherwise specified in the following circumstances:

- ✧ The breakdown or the damage is caused by incorrect installation, failure operation or use under the Not- specified working conditions.
- ✧ The damage is caused by accident, abuse or misuse. The breakdown or the damage is caused by customers' unsuitable safekeeping or transportation.
- ✧ The breakdown or the damage is caused by customers' disassembly or change the spare parts to which are not approved by AOD.
- ✧ The breakdown or the damage is caused by man-made or natural disaster.

**Customer Service Center: +86-536-2221111**

AOD will constantly improve our production performance and insist on innovation. The information contained in this document is the lately data at the deadline for edition and subject to change without notice.

AOD reserves the right to the interpretation of this document. The pictures shown here is indicative only. If there is inconsistency between the pictures and the actual product, the actual product shall govern.